

DOOGAR & ASSOCIATES

Chartered Accountants

Independent Auditor's Report

To the Members of Atulah Contractors and Constructions Private Limited

Report on the Financial Statements

We have audited the accompanying financial statements **Atulah Contractors and Constructions Private Limited** ("the Company"), which comprise the Balance Sheet as at 31st March 2016, the Statement of Profit and Loss, the Cash Flow Statement for the year then ended, and a summary of the significant accounting policies and other explanatory information .

Management's Responsibility for the Financial Statements

The Company's Board of Directors is responsible for the matters stated in Section 134 (5) of the Companies Act, 2013 ("the Act") with respect to the preparation and presentation of these financial statements that give a true and fair view of the financial position, financial performance and cash flows of the Company in accordance with the accounting principles generally accepted in India, including the Accounting Standards specified under Section 133 of the Act, read with Rule 7 of the Companies (Accounts) Rules, 2014. This responsibility also includes maintenance of adequate accounting records in accordance with the provisions of the Act for safeguarding the assets of the Company and for preventing and detecting frauds and other irregularities, selection and application of appropriate accounting policies, making judgments and estimates that are reasonable and prudent; and design, implementation and maintenance of adequate internal financial controls, that were operating effectively for ensuring the accuracy and completeness of the accounting records, relevant to the preparation and presentation of the financial statements that give a true and fair view and are free from material misstatement, whether due to fraud or error.

Auditor's Responsibility

Our responsibility is to express an opinion on these financial statements based on our audit.

We have taken into account the provisions of the Act, the accounting and auditing standards and matters which are required to be included in the audit report under the provisions of the Act and the Rules made thereunder.

We conducted our audit in accordance with the Standards on Auditing specified under Section 143(10) of the Act. Those Standards require that we comply with ethical requirements and plan and perform the audit to obtain reasonable assurance about whether the financial statements are free from material misstatement.

An audit involves performing procedures to obtain audit evidence about the amounts and the disclosures in the financial statements. The procedures selected depend on the auditor's judgment, including the assessment of the risks of material misstatement of the financial statements, whether due to fraud or error. In making those risk assessments, the auditor considers internal financial control relevant to the Company's preparation of the financial statements that give a true and fair view in order to design audit procedures that are appropriate in the circumstances. An audit also includes evaluating the appropriateness of the accounting policies used and the reasonableness of the accounting estimates made by the Company's Directors, as well as evaluating the overall presentation of the financial statements.

We believe that the audit evidence we have obtained is sufficient and appropriate to provide a basis for our audit opinion on the financial statements.



Opinion

In our opinion and to the best of our information and according to the explanations given to us, the aforesaid financial statements give the information required by the Act in the manner so required and give a true and fair view in conformity with the accounting principles generally accepted in India, of the state of affairs of the Company as at 31st March 2016, and its profit and its cash flows for the year ended on that date.



Report on Other Legal and Regulatory Requirements

1. As required by the Companies (Auditor's Report) Order, 2016 ("the Order"), issued by the Central Government of India in terms of sub-section (11) of Section 143 of the Act, we give in the "Annexure I", a statement on the matters specified in paragraphs 3 and 4 of the Order, to the extent applicable.
2. As required by Section 143 (3) of the Act, we report that:
 - (a) We have sought and obtained all the information and explanations which to the best of our knowledge and belief were necessary for the purposes of our audit.
 - (b) In our opinion, proper books of account as required by law have been kept by the Company so far as it appears from our examination of those books.
 - (c) The Balance Sheet, the Statement of Profit and Loss, and the Cash Flow Statement dealt with by this Report are in agreement with the books of account.
 - (d) In our opinion, the aforesaid financial statements comply with the Accounting Standards specified under Section 133 of the Act, read with Rule 7 of the Companies (Accounts) Rules, 2014.
 - (e) On the basis of the written representations received from the directors as on 31 March 2016 taken on record by the Board of Directors, none of the directors is disqualified as on 31 March 2016 from being appointed as a director in terms of Section 164 (2) of the Act.
 - (f) With respect to the adequacy of the internal financial controls over financial reporting of the Company and the operating effectiveness of such controls, refer to our separate Report in "Annexure II" and
 - (g) With respect to the other matters to be included in the Auditor's Report in accordance with Rule 11 of the Companies (Audit and Auditors) Rules, 2014, in our opinion and to the best of our information and according to the explanations given to us:
 - i. The Company has disclosed the impact of pending litigations on its financial position in its financial statements — Refer Note No. 26 to the financial statements.
 - ii. The Company has made provision, as required under the applicable law or accounting standards, for material foreseeable losses, if any, on long-term contracts.
 - iii. There were no amounts which were required to be transferred to the Investor Education and Protection Fund by the Company.

For Doogar & Associates

Chartered Accountants

Firm's Registration No: 000561N




Vikas Modi
Partner
Membership No: 365408

Place: New Delhi

Date: 23 MAY 2016

Annexure I to Independent Auditor's Report (Referred to in our report of even date)

- i. (a) The Company has maintained proper records showing full particulars, including quantitative details and situation of the fixed assets.
(b) The fixed assets have been physically verified by the management at the reasonable intervals, which in our opinion, is considered reasonable having regard to the size of the company and the nature of its assets. No material discrepancies were noticed on such verification.
(c) In our opinion and according to information and explanations given to us, the Company does not hold any immovable property.
- ii. The inventory includes building materials and consumables, and construction work in progress. Physical verification of inventory has been conducted at reasonable intervals by the management and discrepancies noticed which were not material in nature have been properly dealt with in the books of accounts.
- iii. The Company has not granted any loans, secured or unsecured, to companies, firms, limited liability partnerships or other parties covered in the register maintained under Section 189 of the Act.
- iv. In our opinion and according to information and explanations given to us, the Company has complied with provisions of Section 185 and 186 of the Act in respect of loans, investments, guarantees, and security.
- v. The Company has not accepted any deposits from the public.
- vi. The Central Government has not specified for the maintenance of cost records under sub-section (1) of section 148 of the Companies Act, 2013. Accordingly, Clause 3(vi) of the Order is not applicable.
- vii.(a) According to the information and explanations given to us and on the basis of our examination of the records of the Company, provident fund, employees' state insurance, income tax, sales tax, service tax, value added tax, duty of customs, duty of excise, cess and other applicable material undisputed statutory dues have generally been deposited regularly during the year with the appropriate authorities with *delays in certain cases* and there are no arrears of outstanding statutory dues as at the last day of the financial year concerned, for a period of more than six months from the date they became payable.
(b) According to the information and explanations given to us, there are no dues of income tax, sales tax, service tax, duty of customs, duty of excise, value added tax, or other applicable material statutory dues which have not been deposited as on March 31, 2016 on account of any dispute.
- viii. In our opinion and according to the information and explanations given to us, the Company has not defaulted in repayment of dues to banks and financial institutions. The Company did not issue any debentures as at the balance sheet date.
- ix. According to the information and explanations given to us, the term loans were generally applied for the purpose for which those are raised. The Company has not raised money by way of initial public offer or further public offer (including debt instruments) during the year.
- x. According to the information and explanations given to us, no material fraud by the Company or on the Company by its officers or employees has been noticed or reported during the course of our audit.
- xi. According to the information and explanations given to us, no managerial remuneration has been paid or provided during the year.
- xii. According to the information and explanations given to us, the Company is not a Nidhi Company as prescribed under Section 406 of the Act. Accordingly, paragraph 3(xii) of the Order is not applicable to the Company.
- xiii. According to the information and explanations given to us, all transactions with the related parties are in compliance with Section 177 and 188 of Act, where applicable and the details have been disclosed in the Financial Statements as required by the applicable accounting standards.




- xiv. According to the information and explanations given to us and based on our examination of the records of the Company, the Company has not made any preferential allotment or private placement of shares or fully or partly convertible debentures during the year.
- xv. According to the information and explanations given to us and based on our examination of the records of the Company, the Company has not entered into non-cash transactions with directors or persons connected with him. Accordingly, paragraph 3(xv) of the Order is not applicable.
- xvi. According to information and explanations given to us, the Company is not required to be registered under Section 45 IA of the Reserve Bank of India Act, 1934.

For Doogar & Associates

Chartered Accountants

Firm's Registration No: 100561N



Vikas Modi

Partner

Membership No: 505603

Place: New Delhi

Date: 23 MAY 2016

Annexure II to Independent Auditors' Report — 31 March 2016 (Referred to in our report of even date)

Report on the Internal Financial Controls under Clause (i) of Sub-section 3 of Section 143 of the Companies Act, 2013 ("the Act")

We have audited the internal financial controls over financial reporting of **Atulah Contractors and Constructions Private Limited** ("the Company") as at 31st March 2016 in conjunction with our audit of the Financial Statements of the Company for the year ended on that date.

Management's Responsibility for Internal Financial Controls

The Company's management is responsible for establishing and maintaining internal financial controls based on the internal control over financial reporting criteria established by the Company considering the essential components of internal control stated in the Guidance Note on Audit of Internal Financial Controls over Financial Reporting issued by the Institute of Chartered Accountants of India ("ICAI"). These responsibilities include the design, implementation and maintenance of adequate internal financial controls that were operating effectively for ensuring the orderly and efficient conduct of its business, including adherence to company's policies, the safeguarding of its assets, the prevention and detection of frauds and errors, the accuracy and completeness of the accounting records, and the timely preparation of reliable financial information, as required under the Act.

Auditors' Responsibility

Our responsibility is to express an opinion on the Company's internal financial controls over financial reporting based on our audit. We conducted our audit in accordance with the Guidance Note on Audit of Internal Financial Controls Over Financial Reporting (the "Guidance Note") and the Standards on Auditing, issued by ICAI and deemed to be prescribed under Section 143(10) of the Act, to the extent applicable to an audit of internal financial controls, both applicable to an audit of Internal Financial Controls and, both issued by the Institute of Chartered Accountants of India. Those Standards and the Guidance Note require that we comply with ethical requirements and plan and perform the audit to obtain reasonable assurance about whether adequate internal financial controls over financial reporting was established and maintained and if such controls operated effectively in all material respects.

Our audit involves performing procedures to obtain audit evidence about the adequacy of the internal financial controls system over financial reporting and their operating effectiveness. Our audit of internal financial controls over financial reporting included obtaining an understanding of internal financial controls over financial reporting, assessing the risk that a material weakness exists, and testing and evaluating the design and operating effectiveness of internal control based on the assessed risk. The procedures selected depend on the auditor's judgement, including the assessment of the risks of material misstatement of the financial statements, whether due to fraud or error.

We believe that the audit evidence we have obtained is sufficient and appropriate to provide a basis for our audit opinion on the Company's internal financial controls system over financial reporting.

Meaning of Internal Financial Controls Over Financial Reporting

A Company's internal financial control over financial reporting is a process designed to provide reasonable assurance regarding the reliability of financial reporting and the preparation of financial statements for external purposes in accordance with generally accepted accounting principles. A Company's internal financial control over financial reporting includes those policies and procedures that:

- (a) Pertain to the maintenance of records that, in reasonable detail, accurately and fairly reflect the transactions and dispositions of the assets of the company;
- (b) Provide reasonable assurance that transactions are recorded as necessary to permit preparation of financial statements in accordance with generally accepted accounting principles, and that receipts and expenditures of the Company are being made only in accordance with authorisations of management and directors of the company; and
- (c) Provide reasonable assurance regarding prevention or timely detection of unauthorised acquisition, use, or disposition of the company's assets that could have a material effect on the financial statements.




Inherent Limitations of Internal Financial Controls Over Financial Reporting


Because of the inherent limitations of internal financial controls over financial reporting, including the possibility of collusion or improper management override of controls, material misstatements due to error or fraud may occur and not be detected. Also, projections of any evaluation of the internal financial controls over financial reporting to future periods are subject to the risk that the internal financial control over financial reporting may become inadequate because of changes in conditions, or that the degree of compliance with the policies or procedures may deteriorate.

Opinion

In expressing our opinion, we have placed reliance on the study of proper Internal Financial Controls over Financial Reporting by the In-house Internal Audit Team of the Holding Company of the Company. Based on the study, as aforesaid and on the basis of test checks performed by us, in our opinion, the Company has, in all material respects, an adequate internal financial controls system over financial reporting but requires more strengthening and such internal financial controls over financial reporting were operating effectively as at 31st March 2016 as stated in the Guidance Note on Audit of Internal Financial Controls Over Financial Reporting issued by the Institute of Chartered Accountants of India.

For **Doogar & Associates**
Chartered Accountants
Firm's Registration No. 50561N


Vikas Modi
Partner
M.No: 505603



Place: New Delhi
Date: 23 MAY 2016

ATULAH CONTRACTORS AND CONSTRUCTIONS PRIVATE LIMITED
(Formerly known as Volvo Properties Private Limited)
Regd. Office:10, Local Shopping Centre, Kalkaji, New Delhi-110019
CIN: U45201DL2006PTC145636

Balance Sheet as at March 31, 2016

(Amount in Rupees)


Particulars	Note No.	As at March 31, 2016	As at March 31, 2015
EQUITY AND LIABILITIES			
Shareholders' funds			
Share capital	1	10,000,000.00	10,000,000.00
Reserves & surplus	2	42,113,071.63	34,284,662.15
		52,113,071.63	44,284,662.15
Non-current liabilities			
Long term borrowings	3	-	1,706,566.00
Long term provisions	4	2,018,014.00	2,700,346.00
		2,018,014.00	4,406,912.00
Current liabilities			
Short term borrowings	5	-	312,055,831.83
Trade payables			
a. total outstanding dues of micro enterprises and small enterprises	6	40,186,201.00	59,985,828.00
b. total outstanding dues of creditors other than micro enterprises and small enterprises	6	207,099,045.24	68,809,941.29
Other current liabilities	7	297,688,947.96	17,817,003.99
Short term provisions	4	60,177.00	71,137.00
		545,034,371.20	458,739,742.11
TOTAL		599,165,456.83	507,431,316.26
ASSETS			
Non- Current assets			
Fixed assets			
-Tangible assets	8	15,233,539.67	14,359,887.18
Deferred tax assets (net)	9	1,215,466.00	886,024.00
Long term loans and advances	10	15,759,638.86	26,396,049.86
Other non current assets	11	51,330.48	51,291.04
		32,259,975.01	41,693,252.08
Current Assets			
Inventories	12	171,233,489.29	242,771,983.59
Trade receivables	13	253,995,719.97	121,655,651.12
Cash and bank balances	14	25,068,390.66	12,840,176.01
Short term loans and advances	10	116,607,881.90	88,470,253.46
		566,905,481.81	465,738,064.18
TOTAL		599,165,456.83	507,431,316.26
Significant accounting policies	A		
Notes on financial statements	1-33		

The notes referred to above form an integral part of the financial statements

As per our audit report of even date attached

For and on behalf of
Doogar & Associates
(Regn. No- 000561N)
Chartered Accountants

Vikas Modi
(Partner)
M.No. 505603



For and on behalf of the Board of Directors

Mukesh Patel
(Director)
DIN: 02299633

Manish Kumar
(Director)
DIN: 00117415

Place : New Delhi

Date : 23 MAY 2016

ATULAH CONTRACTORS AND CONSTRUCTIONS PRIVATE LIMITED
(Formerly known as Volvo Properties Private Limited)
Regd. Office:10, Local Shopping Centre, Kalkaji, New Delhi-110019
CIN: U45201DL2006PTC145636

Statement of Profit and Loss for the year ended March 31, 2016


(Amount in Rupees)


Particulars	Notes	Year ended March 31, 2016	Year ended March 31, 2015
Revenue			
Revenue from operations	15	986,316,345.91	771,873,815.76
Other income	16	2,783,087.59	63,657.05
Total Revenue		989,099,433.50	771,937,472.81
Expenses			
Cost of material consumed, construction & other project related cost	17	921,750,921.02	715,422,871.41
Change in inventories of construction work in progress	18	19,646,635.20	5,436,099.25
Employee benefit expenses	19	(692,492.00)	575,682.00
Finance cost	20	33,744,346.54	43,741,223.09
Depreciation and Amortization	8	573,585.21	451,383.46
Other expenses	21	1,878,959.19	497,456.36
Total Expenses		976,901,955.16	766,124,715.57
Profit before tax		12,197,478.34	5,812,757.24
Tax expense			
-Current		4,722,300.00	2,687,800.00
Tax/MAT adjustments for earlier years		(23,789.14)	12,473.00
Deferred tax charge/(credit)		(329,442.00)	(90,386.00)
		4,369,068.86	2,609,887.00
Profit for the period		7,828,409.48	3,202,870.24
Earnings per equity share- Basic & diluted (in Rupees) (Face value of Rs 10 each)	29	7.83	8.51
Significant accounting policies	A		
Notes on financial statements	1-33		

The notes referred to above form an integral part of the financial statements.

As per our audit report of even date attached


For and on behalf of
Doogar & Associates
(Regn. No- 000561N)
Chartered Accountants


Vikas Modi
(Partner)
M.No. 505603



For and on behalf of the Board of Directors


Mukesh Goel
(Director)
DIN: 02299633


Manish Kumar
(Director)
DIN: 00117415

Place :New Delhi
Date : 23 MAY 2016

ATULAH CONTRACTORS AND CONSTRUCTIONS PRIVATE LIMITED

(Formerly known as Volvo Properties Private Limited)

Regd. Office: 10, Local Shopping Centre, Kalkaji, New Delhi-110019

CIN: U45201DL2006PTC145636

Cash Flow Statement for the year ended March 31, 2016

(Amount in Rupees)

Particulars	Year ended March 31, 2016	Year ended March 31, 2015
A) Cash flow from operating activities		
Profit for the period before tax	12,197,478.34	5,812,757.24
Adjustments for :		
Depreciation & amortization	3,658,904.30	3,223,532.42
Interest and finance charges	41,597,111.29	50,827,657.11
Bad debts and advances written off	299,508.91	256,749.00
Interest received	(2,452,623.44)	(4,406.53)
Liability no longer required written off (net)	-	(36,428.00)
Profit/loss on sale of Fixed assets	(329,801.59)	123,880.76
Operating profit before working capital changes	54,970,577.81	60,203,742.00
Adjustments for Working Capital		
Inventories	71,538,494.30	9,549,079.26
Trade receivables	(132,340,068.85)	38,267,523.20
Loans and advances	(29,337,483.21)	(9,439,268.32)
Current liabilities	395,732,772.60	(147,423,667.08)
	305,593,714.84	(109,046,317.47)
Net cash flow from operating activities	360,564,292.65	(48,842,575.47)
Direct tax (paid)/refund	6,838,246.00	(8,657,157.00)
Net cash (used in)/generated from operating activities (A)	367,402,538.65	(57,499,732.47)
B) Cash flow from investing activities		
Purchase of fixed assets	(5,489,455.20)	(8,762,341.72)
Sale of fixed assets	1,286,700.00	440,153.50
Interest received	2,452,584.00	4,406.53
Net cash (used in)/generated from investing activities (B)	(1,750,171.20)	(8,317,781.69)
C) Cash flow from financing activities		
Interest and finance charges paid	(39,828,394.97)	(48,962,527.85)
Proceeds/Repayments of borrowing (net)	(313,595,757.83)	104,590,291.00
Proceeds from issue of shares	-	9,000,000.00
Net cash (used in)/generated from financing activities (C)	(353,424,152.80)	64,627,763.15
Net (decrease) / increase in cash and cash equivalents (A+B+C)	12,228,214.65	(1,189,751.01)
Opening balance of cash and cash equivalents	12,840,176.01	14,029,927.02
Closing balance of cash and cash equivalents	25,068,390.66	12,840,176.01

Note:1 The above cash flow statement has been prepared under the 'Indirect Method' as set out in the Accounting Standard 3 'Cash Flow Statements'.

Note: 2 Depreciation includes amount charged to cost of material consumed, construction & other related project cost.

As per our report of even date attached
For and on behalf of

Doogar & Associates

(Regn. No- 000561N)

Chartered Accountants


Vikas Mod

(Partner)

M.No. 505603

Place : New Delhi

Date : 23 MAY 2016



For and on behalf of the Board of Directors

Mukesh Goel
(Director)
DIN: 02299633

Manish Kumar
(Director)
DIN: 00117415

Notes to the financial Statements for the year ended March 31, 2016

A. Significant accounting policies

a. Basis of preparation of financial statements

The financial statements are prepared under historical cost convention in accordance with the Accounting Principles Generally Accepted in India ('Indian GAAP') and the provisions of Companies Act 2013 read with Rule 7 of Companies (Accounts) Rules, 2014 to the extent applicable.

b. Use of estimates

The preparation of financial statements in conformity with the Generally Accepted Accounting Principles requires management to make estimates and assumptions that affect the reported amounts of assets and liabilities and the disclosure of contingent liabilities on the date of the financial statements. Actual results could differ from those estimates. Any revision to accounting estimates is recognized prospectively in current and future periods.

c. Fixed assets

Fixed assets are stated at historical cost less accumulated depreciation. Cost includes purchase price and all other attributable cost to bring the assets to its working condition for the intended use.

d. Depreciation

Depreciation on fixed assets is provided on written down value method based on the useful life of the asset as specified in schedule II to the Companies Act, 2013. The management estimates the useful life of the assets as prescribed in schedule II to the Companies Act, 2013 except in the case of steel shuttering and scaffolding material, whose life is estimated as five years.

e. Borrowing Costs

Borrowing cost that directly attributable to the acquisition or construction of a qualifying assets are considered as part of the cost of the assets/project. All other borrowing cost are treated as period cost and charged to the statement of profit and loss in the year in which incurred.

f. Impairment of assets

The Company assesses at each balance sheet date whether there is any indication that any assets may be impaired. If any such indication exists, the Company estimates the recoverable amount of the assets. If such recoverable amount of the assets or the recoverable amount of the cash-generating unit to which the assets belongs is less than the carrying amount, the carrying amount is reduced to its recoverable amount. The reduction is treated as an impairment loss and is recognized in the statement of profit and loss.

g. Inventories

- i Building material and consumable stores are valued at cost, which is determined on the basis of the 'First In First out' method.
- ii Construction work in progress is valued at cost. Cost includes cost of material, services, borrowing cost and other related overheads related to project under construction.

h. Revenue recognition

- i. Income from construction contracts

Revenue from construction contracts is recognized on the 'Percentage of Completion method' of accounting.

Income from construction contracts is recognized by reference to the stage of completion of the contract activity as certified by the client.

Revenue on account of contract variations, claims and incentives are recognized upon determination or settlement of the contract.

- ii. Income from trading sales

Revenue from trading activities is accounted for on accrual basis.

i. Amortization of Miscellaneous Expenses

Preliminary expenses are charged to revenue in the year in which they are incurred.

j. Accounting for taxes on income

- i. Provision for current tax is made, based on the tax payable under the Income Tax Act, 1961.
- ii. Deferred tax on timing differences between taxable and accounting income is accounted for, using the tax rates and the tax laws enacted or substantially enacted as on the balance sheet date. Deferred tax Assets are recognized only when there is a reasonable certainty of their realization wherever there are unabsorbed depreciation or carry forward losses under Tax laws, Deferred Tax assets are recognized only to the extent that there is virtual certainty of their realization.

k. Retirement benefits

- i. Contributions payable by the company to the concerned government authorities in respect of provident fund, family pension fund and employee state insurance are charged to statement of profit and loss.
- ii. Provision for gratuity is made based on the actuarial valuation in accordance with Revised AS-15.
- iii. Provision for leave encashment in respect of unavailed leave standing to the credit of employees is made on actuarial basis in accordance with revised AS-15.

l. Provisions, contingent liabilities and contingent assets

A provision is recognized when:

- The Company has a present obligation as a result of a past event;
- It is probable that an outflow of resources embodying economic benefits will be required to settle the obligation; and
- a reliable estimate can be made of the amount of the obligation.

A disclosure for a contingent liability is made when there is a possible obligation or a present obligation that may, but probably will not, require an outflow of resources. Where there is a possible obligation or a present obligation that the likelihood of outflow of resources is remote, no provision or disclosure is made.

m. Earnings per share

Basic earnings per share are calculated by dividing the net profit or loss for the year attributable to equity shareholders by the weighted average number of equity shares outstanding during the year. For the purpose of calculating diluted earnings per share the net profit or loss for the year attributable to equity shareholders and the weighted average number of shares outstanding during the period are adjusted for the effects of all dilutive potential equity shares.



1. SHARE CAPITAL

(Amount in Rupees)

Particulars	As at March 31, 2016	As at March 31, 2015
Authorised		
1,000,000 (1,000,000) Equity Shares of Rs.10 each	10,000,000.00	10,000,000.00
	10,000,000.00	10,000,000.00
Issued, Subscribed & Paid up		
1,000,000 (1,000,000) Equity Shares of Rs.10 each fully paid up	10,000,000.00	10,000,000.00
Total	10,000,000.00	10,000,000.00

(Figures in bracket represent those of previous year.)

1.1 Reconciliation of the shares outstanding at the beginning and at the end of the period

Particulars	As at March 31, 2016		As at March 31, 2015	
	Number of shares	Amount in rupees	Number of shares	Amount in rupees
Equity Shares of Rs 10 each fully paid				
Shares outstanding at the beginning of the period	1,000,000	10,000,000.00	100,000	1,000,000.00
Shares Issued during the period	-	-	900,000	9,000,000.00
Shares bought back during the period	-	-	-	-
Shares outstanding at the end of the period	1,000,000	10,000,000.00	1,000,000	10,000,000.00

1.2 Terms / rights attached to equity shares

The Company has only one class of equity shares having a par value of Rs 10/- per share. Each holder of equity shares is entitled to one vote per share. The Company declares and pay dividends in Indian rupees. The dividend proposed by the Board of Directors is subject to the approval of the shareholders in the ensuing Annual General Meeting. In the event of liquidation of the company, the holders of equity shares will be entitled to receive remaining assets of the Company, after distribution of all preferential amounts. The distribution will be in proportion to the number of equity shares held by the share holders.

1.3 Shares held by holding / Ultimate holding company and / or their subsidiaries / associates

(Amount in Rupees)

Particulars	As at March 31, 2016		As at March 31, 2015	
	Number	Amount	Number	Amount
Holding Company				
Omaxe Limited	1,000,000	10,000,000.00	1,000,000	10,000,000.00
	1,000,000	10,000,000.00	1,000,000	10,000,000.00

1.4 Detail of shareholders holding more than 5% shares in the company

Particulars	As at March 31, 2016		As at March 31, 2015	
	No of Shares held	% of Holding	No of Shares held	% of Holding
Omaxe Limited	1,000,000	100%	1,000,000	100%

The aforesaid disclosure is based upon the percentage computed as at the balance sheet date. As per records of the company, including its register of shareholders / members and other declarations received from the shareholders regarding beneficial interest, the above shareholding represents both legal and beneficial ownerships of shares.

1.5 The Company has not reserved any shares for issue under options and contracts / committed for the sales of shares/disinvestment.

1.6 The company has not allotted any fully paid up shares pursuant to contract(s) without payment being received in cash. The Company has neither allotted any fully paid up shares by way of bonus shares nor has bought back any class of shares during the period of five years immediately preceding the balance sheet date.

2. RESERVES & SURPLUS

(Amount in Rupees)

Particulars	As at March 31, 2016	As at March 31, 2015
Surplus as per Statement of Profit & Loss		
Balance at the beginning of the period	34,284,662.15	31,081,791.91
Add: Net profit for the current period	7,828,409.48	3,202,870.24
Balance at the end of the period	42,113,071.63	34,284,662.15

3. LONG TERM BORROWINGS


(Amount in Rupees)

Particulars	As at March 31, 2016		As at March 31, 2015	
	Non Current	Current	Non Current	Current
Secured				
Equipment loan	-	1,706,566.00	1,706,566.00	1,539,926.00
	-	1,706,566.00	1,706,566.00	1,539,926.00
Less: Amount disclosed under the head "other current Liabilities" (refer note no. 7)	-	1,706,566.00	-	1,539,926.00
	-	-	1,706,566.00	-

3.1 The year wise repayment schedule of long term borrowing are as under:

(Amount in Rupees)

Particulars	Outstanding as at 31.03.16	Year wise repayment schedule
		Within 1 year
Long term borrowings		
Secured		
Equipment loan	1,706,566.00	1,706,566.00
	1,706,566.00	1,706,566.00



3.2 Nature of securities of long term borrowing are as under:

(Amount In Rupees)

Particulars	Amount outstanding		Current maturities	
	As at March 31, 2016	As at March 31, 2015	As at March 31, 2016	As at March 31, 2015
Equipment loan is secured by hypothecation of the equipment purchased there against.	1,706,566.00	3,246,492.00	1,706,566.00	1,539,926.00
	1,706,566.00	3,246,492.00	1,706,566.00	1,539,926.00

4. PROVISIONS

(Amount in Rupees)

Particulars	As at March 31, 2016		As at March 31, 2015	
	Non Current	Current	Non Current	Current
Provision for employees benefits				
Leave encashment	741,132.00	22,062.00	1,190,553.00	31,443.00
Gratuity	1,276,882.00	38,115.00	1,509,793.00	39,694.00
	2,018,014.00	60,177.00	2,700,346.00	71,137.00

5. SHORT TERM BORROWINGS

(Amount in Rupees)

Particulars	As at March 31, 2016	As at March 31, 2015
Unsecured		
- Inter corporate loan from holding company (repayable on demand)	-	312,055,831.83
		312,055,831.83

6. TRADE PAYABLES

(Amount in Rupees)

Particulars	As at March 31, 2016	As at March 31, 2015
Total outstanding dues of micro enterprises and small enterprises		
Due to micro and small enterprises*	40,186,201.00	59,985,828.00
Total (a)	40,186,201.00	59,985,828.00
Total outstanding dues of creditors other than micro enterprises and small enterprises		
Other trade payables		
Due to fellow subsidiary company #	52,633.00	-
Others	207,046,412.24	68,809,941.29
Total (b)	207,099,045.24	68,809,941.29
# Jagdamba Contractors and Builders Limited	247,285,246.24	128,795,769.29

*The information as required to be disclosed under The Micro, Small and Medium Enterprises Development Act, 2006 ("the Act") has been determined to the extent such parties have been identified by the company, on the basis of information and records available.

(Amount in Rupees)

Particulars	As at March 31, 2016	As at March 31, 2015
Principal amount due to suppliers under MSMED Act, 2006	40,186,201.00	59,985,828.00
Interest accrued and due to supplier under MSMED Act, 2006 on above amount	1,470,110.00	844,239.00
Payment made to suppliers (other than interest) beyond appointed day during the year	28,445,172.00	34,090,916.00
Interest paid to suppliers under MSMED act, 2006	-	-
Interest due and payable on payment made to suppliers beyond appointed date during the year	1,069,783.00	725,772.00
Interest accrued and remaining unpaid at the end of the accounting year	3,629,300.00	1,933,641.00
Interest charged to statement of profit and loss account during the year for the purpose of disallowance under section 23 of MSMED Act, 2006	1,695,659.00	1,663,879.00

7. OTHER CURRENT LIABILITIES

(Amount in Rupees)

Particulars	As at March 31, 2016	As at March 31, 2015
Current maturities of long term borrowings (refer note no. 3)	1,706,566.00	1,539,926.00
Interest accrued but not due on borrowings	4,545.58	8,647.26
Book overdraft	344,223.80	809,242.47
Advances and deposits received from		
-fellow Subsidiary Companies	289,469,343.00	9,955,217.00
-Others	45,468.00	-
Other payables		
-employee related liabilities	1,437,244.00	1,077,496.00
-statutory dues payable	1,038,047.58	2,558,757.26
-Interest on trade payable	3,629,300.00	1,856,482.00
-others	24,210.00	11,236.00
	297,688,947.96	17,817,003.99



Handwritten signatures and initials at the bottom of the page.

ATULAH CONTRACTORS AND CONSTRUCTIONS PRIVATE LIMITED

Note 8

Fixed Assets


(Amount in Rupees)

Name of Assets	Gross Block (At Cost)				Depreciation / Amortisation				Net Block	
	As at April 1, 2015	Additions	Deletion / Adjustments	As at March 31, 2016	As at April 1, 2015	For the year / Adjustments	Deletion / Adjustments	As at March 31, 2016	As at March 31, 2016	As at March 31, 2015
Plant and machinery	16,907,059.49	4,421,964.37	1,318,286.25	20,010,737.61	3,206,561.29	3,085,319.09	361,387.84	5,930,492.54	14,080,245.07	13,700,496.20
Office Equipments	775,852.18	868,875.18	-	1,444,727.34	388,702.91	390,126.00	-	778,828.91	665,898.43	387,149.25
Furniture & Fixture	808,987.80	362,601.98	-	1,171,589.78	557,310.63	156,486.50	-	713,797.13	457,792.65	251,677.17
Computer and printers	69,094.00	36,013.67	-	105,107.67	48,531.44	26,972.71	-	75,504.15	29,603.52	20,562.56
Total	18,580,993.45	5,489,455.20	1,318,286.25	22,732,162.40	4,201,106.27	3,658,904.30	361,387.84	7,498,622.73	15,233,539.67	14,359,887.18
Previous year	10,440,217.71	8,762,341.72	641,565.98	18,560,993.45	1,055,105.57	3,223,532.42	77,531.72	4,201,106.27	14,359,887.18	9,385,112.14

Note:

(Amount in Rupees)

Particulars	Year ended March 31, 2016	Year ended March 31, 2015
Depreciation has been charged to		
-Cost of material consumed, construction & other related project cost (Note No. 17)	3,085,319.09	2,772,148.96
-Statement of Profit & Loss	573,585.21	451,383.46
	3,658,904.30	3,223,532.42



[Handwritten signatures]

9. DEFERRED TAX ASSETS / (LIABILITIES) (NET)

(Amount in Rupees)

Particulars	As at March 31, 2016		As at March 31, 2015	
	Deferred tax assets			
Retirement benefits		687,050.00		642,270.00
Difference between book and tax base of fixed assets		384,994.00		223,460.00
Expenses allowed on payment basis		143,422.00		20,294.00
		1,215,466.00		886,024.00

10. LOANS & ADVANCES

(Amount in Rupees)

Particulars	As at March 31, 2016		As at March 31, 2015	
	Non Current	Current	Non Current	Current
(Unsecured, considered good, unless otherwise stated)				
Security Deposits	900,000.00	-	-	-
Advance against goods, services and others	-	13,409,902.00	-	5,594,827.00
Balance with Government and Statutory authorities	-	102,533,723.67	-	82,283,957.78
Direct taxes refundable (net of provisions)	14,859,293.00	-	26,396,049.86	-
Prepaid expenses	345.86	664,256.23	-	591,468.68
	15,759,638.86	116,607,881.90	26,396,049.86	88,470,253.46

11. OTHER NON CURRENT ASSETS

(Amount in Rupees)

Particulars	As at March 31, 2016		As at March 31, 2015	
	Non current	Current	Non current	Current
Non current bank balances (refer note no.14)	50,000.00	-	50,000.00	-
Interest receivable on fixed deposits	1,330.48	-	1,291.04	-
	51,330.48	-	51,291.04	-

12. INVENTORIES

(Amount in Rupees)

Particulars	As at March 31, 2016		As at March 31, 2015	
	Building material and consumables		90,321,343.48	
Construction work in progress		80,912,145.81		100,558,781.01
		171,233,489.29		242,771,983.59

13. TRADE RECEIVABLES

(Amount in Rupees)

Particulars	As at March 31, 2016		As at March 31, 2015	
	(Unsecured, considered good, unless otherwise stated)			
Debts outstanding for a period exceeding six months from the date they are due for payment		-		-
Others		253,995,719.97		121,655,651.12
		253,995,719.97		121,655,651.12

14. CASH & BANK BALANCES

(Amount in Rupees)

Particulars	As at March 31, 2016		As at March 31, 2015	
	Non current	Current	Non current	Current
Cash and cash equivalents				
Balances with banks in current accounts	-	8,023,080.66	-	2,246,383.01
Cash on hand	-	17,045,310.00	-	10,593,793.00
		25,068,390.66		12,840,176.01
Other Bank Balances				
Held as margin money	50,000.00	-	50,000.00	-
	50,000.00	-	50,000.00	-
Less : Amount disclosed under the head "Other non current assets" (refer note no.11)	50,000.00	-	50,000.00	-
	-	25,068,390.66	-	12,840,176.01



Handwritten signatures and initials.

15. REVENUE FROM OPERATIONS

(Amount in Rupees)

Particulars	Year ended March 31, 2016	Year ended March 31, 2015
Income from construction contracts	945,384,541.00	752,890,288.00
Income from trading goods	29,244,269.70	5,529,281.31
Other operating income	11,687,535.21	13,454,246.45
	986,316,345.91	771,873,815.76

16. OTHER INCOME

(Amount in Rupees)

Particulars	Year ended March 31, 2016	Year ended March 31, 2015
Interest income		
- on bank deposits	4,461.44	4,406.53
- others	2,448,162.00	-
Profit on sale of fixed assets	329,801.59	-
Liability no longer required written back(net)	-	36,428.00
Miscellaneous Income	662.56	22,822.52
	2,783,087.59	63,657.05

17. COST OF MATERIAL CONSUMED, CONSTRUCTION & OTHER RELATED PROJECT COST

(Amount in Rupees)

Particulars	Year ended March 31, 2016	Year ended March 31, 2015
Inventory at the beginning of the year		
Building materials and consumables	142,213,202.58	146,326,182.59
	142,213,202.58	146,326,182.59
Add: Incurred during the year		
Building materials purchases	735,950,643.01	591,539,339.32
Construction cost	104,183,609.53	93,202,081.11
Rates & Taxes	28,575.00	27,253.00
Depreciation	3,085,319.09	2,772,148.96
Power, fuel & other electrical costs	1,266,822.87	1,112,814.26
Repairs and maintenance-plant and machinery	884,777.94	444,274.00
Employee cost	13,788,824.58	13,815,127.00
Administrative expenses	2,817,725.15	1,310,419.73
Finance cost	7,852,764.75	7,086,434.02
	869,859,061.92	711,309,891.40
Less: Inventory at the close of the year		
Building materials and consumables	90,321,343.48	142,213,202.58
	90,321,343.48	142,213,202.58
Cost of material consumed construction & other project related cost.	921,750,921.02	715,422,871.41

18. CHANGES IN INVENTORIES OF CONSTRUCTION WORK IN PROGRESS

(Amount in Rupees)

Particulars	Year ended March 31, 2016	Year ended March 31, 2015
Inventory at the beginning of the year		
Construction work in progress	100,558,781.01	105,994,880.26
	100,558,781.01	105,994,880.26
Inventory at the close of the year		
Construction work in progress	80,912,145.81	100,558,781.01
	80,912,145.81	100,558,781.01
Changes in inventories of construction work in progress	19,646,635.20	5,436,099.25

19. EMPLOYEE BENEFIT EXPENSES


(Amount in Rupees)

Particulars	Year ended March 31, 2016	Year ended March 31, 2015
Salaries, wages, allowances and bonus	11,797,132.00	13,069,152.00
Contribution to provident and other funds	641,782.00	577,297.00
Staff welfare expenses	657,418.58	744,360.00
	13,096,332.58	14,390,809.00
Less: Allocated to projects	13,788,824.58	13,815,127.00
	(692,492.00)	575,682.00

20. FINANCE COSTS

(Amount in Rupees)

Particulars	Year ended March 31, 2016	Year ended March 31, 2015
Interest On		
- loan from holding company	31,875,466.17	42,559,823.57
- equipment loan	277,152.32	436,085.57
- other	9,184,411.13	7,666,298.18
Other borrowing cost	186,996.00	141,563.00
Bank charges	73,085.67	23,886.79
	41,597,111.29	50,827,657.11
Less: Allocated to projects	7,852,764.75	7,086,434.02
	33,744,346.54	43,741,223.09



Handwritten signatures and initials, including a large signature that appears to be 'Praveen' and another signature to the right.

21. OTHER EXPENSES

(Amount in Rupees)

Particulars	Year ended March 31, 2016	Year ended March 31, 2015
Administrative expenses		
Rent	295,792.52	108,250.00
Rates and taxes	19,665.00	214,620.00
Vehicle running and maintenance	76,067.00	45,465.00
Travelling and conveyance	354,289.00	291,480.00
Legal and professional charges	1,639,194.04	87,320.00
Printing and stationery	220,051.21	155,133.02
Postage, telephone & courier	58,463.00	118,897.00
Bad debts and advances written off	299,508.91	256,749.00
Repair & maintenance-Others	1,279,597.67	208,396.60
Auditor's remuneration	10,000.00	10,000.00
Loss on sale of Fixed assets	-	123,880.76
Miscellaneous expenses	444,055.99	187,684.71
	4,696,684.34	1,807,876.09
Less: Allocated to projects	2,817,725.15	1,310,419.73
Total	1,878,959.19	497,456.36

22. Determination of revenues under 'Percentage of completion method' necessarily involves making estimates by management for percentage of completion and cost of completion. These estimates being of a technical nature have been relied upon by the auditors.

23. Balances of trade receivables, trade payables, current/non-current advances given/received are subject to reconciliation and confirmation from respective parties. The balance of said trade receivables, trade payables, current/non-current advances given/received are taken as shown by the books of accounts. The ultimate outcome of such reconciliation and confirmation cannot presently be determined; therefore no provision for any liability that may be result out of such reconciliation and confirmation has been made in the financial statement, the financial impact of which is unascertainable due to the reason as above stated.

24. Inventories, loans and advances, trade receivables and other current/non-current assets are in the opinion of the management do not have a value on realization in the ordinary course of business, less than the amount at which they are stated in the balance sheet.

25. Segment Reporting

A. Business segments

Based on the similarity of activities/products, risk reward structure, organization structure and internal reporting system, the company has structured its operations in to the following segments:

- i) Construction
Construction of property on behalf of clients.
- ii) Trading
Trading of construction material.

Segment reporting has not been given as the segment namely trading activity does not qualify the threshold limit as per AS-17-Accounting standard for Segment Reporting.

B. Geographic segment

Operation of the company do not qualify for reporting as geographic segments, under the criteria set out under Accounting Standard 17 on 'Segment Reporting' issued by the The Institute of Chartered Accountants of India.

26. Contingent Liabilities and Commitments

(Amount in Rupees)

Particulars	As at March 31, 2016	As at March 31, 2015
Bank Guarantees	50,000.00	50,000.00
Bank Guarantees given by the Holding Company on behalf of the Company	350,000.00	350,000.00
Disputed tax amounts: -Sales Tax	36,468,448.00	-

27. Earning and Expenditure in Foreign currency

(Amount in Rupees)

Particulars	Year ended March 31, 2016	Year ended March 31, 2015
Earning in foreign currency	NII	NII
Expenditure in foreign currency	NII	NII

28. Auditors Remuneration


(Amount in Rupees)

Particulars	Year ended March 31, 2016	Year ended March 31, 2015
Audit Fees	10,000.00	10,000.00

29. Earnings per share

(Amount in Rupees)

Particulars	Year ended March 31, 2016	Year ended March 31, 2015
Profit after tax	7,828,409.48	3,202,870.24
Numerator used for calculating basic and diluted earnings per share	7,828,409.48	3,202,870.24
Equity shares outstanding as at the year end	1,000,000	1,000,000
Weighted average number of shares used as denominator for calculating basic & diluted earnings per share.	1,000,000	376,164
Nominal value per share	10/-	10/-
Basic & diluted earning per share	7.83	8.51



30. Disclosure in accordance with Accounting Standard -7 (Revised), in respect of contracts entered into on or after April 1, 2003:-
(Amount in Rupees)

Particulars	Year ended March 31, 2016	Year ended March 31, 2015
Contract revenue recognized as revenue for the year ended March 31, 2016	945,384,541.00	752,890,288.00
Aggregate amount of contract costs incurred and recognized profits (less recognized losses) up to March 31, 2016 for all the contracts in progress	3,601,909,925.81	2,676,172,020.01
The amount of customer advances outstanding for contracts in progress as at March 31, 2016	8,311,437.00	9,955,217.00
The amount of retentions due from customers for contracts in progress as at March 31, 2016	26,045,164.00	8,653,976.00
Gross amount due from customers including work in progress for contracts in progress as at March 31, 2016	323,414,382.37	211,492,837.24
Gross amount due to customers for contracts in progress as at March 31, 2016	-	-

31. Employee Benefit

A. Gratuity

The company does not maintain any fund for paying gratuity liability.

i) Amount recognized in statement of Profit & Loss is as under:

(Amount in Rupees)

Description	Year ended March 31, 2016	Year ended March 31, 2015
Current service cost	212,942.00	244,681.00
Interest cost	119,331.00	127,343.00
Net actuarial (gain)/loss recognized during the year	(566,763.00)	(160,191.00)
Total	(234,490.00)	211,833.00

ii) Movement in the liability recognized in Balance Sheet is as under:

(Amount in Rupees)

Description	Year ended March 31, 2016	Year ended March 31, 2015
Present value of obligation at the beginning of the year	1,549,487.00	1,337,654.00
Current service cost	212,942.00	244,681.00
Interest cost	119,331.00	127,343.00
Actuarial (gain) / loss on obligation	(566,763.00)	(160,191.00)
Present value of obligation as at the end of year	1,314,997.00	1,549,487.00

iii) Net assets / liability recognized in Balance Sheet as at March 31, 2016

(Amount in Rupees)

Description	As at March 31, 2016	As at March 31, 2015
Present value of obligation as the end of the year	1,314,997.00	1,549,487.00
Fair value of plan assets at the end of the year	-	-
(Assets)/Liabilities recognized in the Balance Sheet	1,314,997.00	1,549,487.00

iv) Bifurcation of PBO at the end of year as per revised schedule VI to the Companies Act.

(Amount in Rupees)

Description	As at March 31, 2016	As at March 31, 2015
Current liability	38,115.00	39,694.00
Non- Current liability	1,276,882.00	1,509,793.00
Total PBO at the end of the year	1,314,997.00	1,549,487.00

v) For determination of gratuity liability of the Company the following actuarial assumption were used.

Description	Year ended March 31, 2016	Year ended March 31, 2015
Discount rate	8.00%	8.00%
Future salary increase	6.00%	6.00%
Method used	Projected unit credit actuarial method	Projected unit credit actuarial method

B. Leave Encashment

Provision for leave encashment in respect of unavailed leaves standing to the credit of employees is made on actuarial basis. The Company does not maintain any fund to pay for leave encashment.

i) Amount recognized in statement of Profit & Loss is as under:-

(Amount in Rupees)

Description	Year ended March 31, 2016	Year ended March 31, 2015
Current service cost	176,075.00	245,510.00
Interest cost	86,214.00	103,387.00
Net actuarial (gain)/loss recognized during the year	(600,188.00)	124,831.00
Recognised in statement of Profit & Loss	(337,899.00)	473,728.00



Handwritten signatures and initials.

II) Amount recognized in the Balance Sheet as at March 31, 2016

(Amount in Rupees)

Description	As at March 31, 2016	As at March 31, 2015
Present value of obligation as the end of the year	763,194.00	1,221,996.00
Fair value of plan assets at the end of the year	-	-
(Assets)/Liabilities recognized in the Balance Sheet	763,194.00	1,221,996.00

III) Movement in the liability recognized in Balance Sheet is as under:

(Amount in Rupees)

Description	Year ended March 31, 2016	Year ended March 31, 2015
Present value of obligation at the beginning of the year	1,221,996.00	1,128,853.00
Interest cost	86,214.00	103,387.00
Current service cost	176,075.00	245,510.00
Benefits paid	(120,903.00)	(380,585.00)
Actuarial (gain)/loss on obligation	(600,188.00)	124,831.00
Present value of obligation at the end of the year	763,194.00	1,221,996.00

iv) Bifurcation of PBO at the end of year as per revised schedule VI to the Companies Act.

(Amount in Rupees)

Description	As at March 31, 2016	As at March 31, 2015
Current liability	22,062.00	31,443.00
Non- Current liability	741,132.00	1,190,553.00
Total PBO at the end of the year	763,194.00	1,221,996.00

v) For determination of liability in respect of leave encashment, the Company has used the following actuarial assumption.

Description	Year ended March 31, 2016	Year ended March 31, 2015
Discount rate	8.00%	8.00%
Future salary increase	6.00%	6.00%
Actuarial method used	Projected unit credit actuarial method	Projected unit credit actuarial method

C. Provident Fund

The Company makes contribution to statutory provident fund in accordance with Employees Provident Fund and Misc. Provision Act, 1952. This is post employment benefit and is in the nature of defined contribution plan.

32. Related parties disclosures

A. Name of related parties:-

(I) Ultimate Holding Company

- Guild Builders Private Limited

(II) Holding Company

- Omaxe Limited

(III) Fellow Subsidiary companies/Subsidiary company of fellow subsidiary company

- Omaxe Buildhome Limited
- Omaxe Buildwell Limited
- Pancham Realcon Private Limited
- Omaxe Infrastructure Limited
- Jagdamba Contractors and Builders Limited
- S.N. Realtors Private Limited
- Omaxe India Trade Centre Private Limited
- Omaxe Housing & Developers Limited
- Robust Buildwell Private Limited
- Omaxe Forest Spa and Hills Developers Limited

(iv) Entities over which key management personnel and/or their relatives exercises significant influence

- Supplified Technologies Private Limited



B Summary of transactions with related parties are as under:

(Amount in Rupees)

S.No	Nature of Transaction	Holding Company	Fellow Subsidiary/ Subsidiary company of fellow subsidiary company	Entities over which key managerial personnel and/or their relatives exercise significant influence	TOTAL
A Transactions made during the year					
1	Income from construction contracts	548,924,219.00 (318,733,865.00)	396,460,322.00 (434,156,423.00)	Nil (Nil)	945,384,541.00 (752,890,288.00)
2	Income from trading goods	Nil (Nil)	18,870,704.19 (2,215,036.42)	Nil (Nil)	18,870,704.19 (2,215,036.42)
3	Building material purchased	139,420,215.57 (61,856,588.43)	105,020.30 (1,052,767.24)	Nil (Nil)	139,525,235.87 (62,909,355.67)
4	Lease rent paid	Nil (36,000.00)	Nil (Nil)	Nil (Nil)	Nil (36,000.00)
5	Interest cost	31,875,466.17 (42,123,738.00)	Nil (Nil)	Nil (Nil)	31,875,466.17 (42,123,738.00)
6	Purchase of fixed assets	Nil (Nil)	30,196.01 (Nil)	Nil (Nil)	30,196.01 (Nil)
7	Professional expenses	Nil (Nil)	Nil (Nil)	1,600,000.00 (Nil)	1,600,000.00 (Nil)
8	Sale of Fixed assets	Nil (440,153.00)	1,286,700.00 (Nil)	Nil (Nil)	1,286,700.00 (440,153.00)
9	Loan received (net)	(312,055,831.83) (105,978,799.00)	Nil (Nil)	Nil (Nil)	(312,055,831.83) (105,978,799.00)
B Closing Balances as at March 31, 2016					
1	Loan outstanding	Nil (312,055,831.83)	Nil (Nil)	Nil (Nil)	Nil (312,055,831.83)
2	Trade payable	Nil (Nil)	52,633.00 (Nil)	Nil (Nil)	52,633.00 (Nil)
2	Advances and balance outstanding	Nil (Nil)	289,469,343.00 (9,955,217.00)	Nil (Nil)	289,469,343.00 (9,955,217.00)
3	Trade receivable	183,633,510.00 (60,568,216.16)	67,180,163.56 (59,019,816.07)	Nil (Nil)	250,813,673.56 (119,588,032.23)
4	Bank guarantees	350,000.00 (350,000.00)	Nil (Nil)	Nil (Nil)	350,000.00 (350,000.00)

Figures in bracket represents those of previous year



Particulars of transactions in excess of 10% of the total related party transactions and their balance at year end:


(Amount in Rupees)

S.No.	Name of the Related Party	Holding Company		Fellow subsidiary companies/subsidiary company of fellow subsidiary company		Entities over which key managerial personnel and/or their relatives exercise significant influence	
		Year ended March 31, 2016	Year ended March 31, 2015	Year ended March 31, 2016	Year ended March 31, 2015	Year ended March 31, 2016	Year ended March 31, 2015
A. Transactions made during the year							
1	Income from construction contracts						
	Omaxe Limited	548,924,219.00	318,733,865.00				
	Omaxe Buildhome Limited			53,496,627.00	82,557,802.00		
	Omaxe India Trade Centre Private Limited			243,001,533.00	301,949,017.00		
	Robust Buildwell Private Limited			47,605,904.00			
2	Income from trading sales						
	Robust Buildwell Private Limited			17,944,851.05			
3	Building material purchased						
	Omaxe Limited	139,420,215.57	61,856,588.43				
	Jagdamba Contractors and Builders Limited			105,020.30	1,052,767.24		
4	Interest cost						
	Omaxe Limited	31,875,466.17	42,123,738.00				
5	Purchase of fixed assets						
	Jagdamba Contractors and Builders Limited			30,196.01			
6	Professional expenses						
	Supplified Technologies Private Limited					1,600,000.00	
7	Sale of Fixed assets						
	Jagdamba Contractors and Builders Limited			1,286,700.00			
8	Loan received (net)						
	Omaxe Limited	(312,055,831.83)	105,978,799.00				
B. Closing Balance as at March 31, 2016							
1	Trade Payable						
	Jagdamba Contractors and Builders Limited			52,633.00			
2	Advances and balance outstanding						
	Robust Buildwell Private Limited			281,157,906.00			
3	Trade receivables						
	Omaxe Limited	183,633,510.00	60,568,216.16				
	Omaxe Buildhome Limited			7,479,702.99	13,153,542.01		
	Robust Buildwell Private Limited			6,942,440.00			
	Omaxe India Trade Centre Private Limited			41,404,154.00	32,425,788.00		
4	Bank guarantees						
	Omaxe Limited	350,000.00	350,000.00				

33. The Company has regrouped/reclassified previous year figures where necessary to confirm with current year's classification.

The note no. 1-33 referred to above form an integral part of financial statement.

For and on behalf of
Doogar & Associates
(Regn. No- 000561N)
Chartered Accountants




Vikas Modi
(Partner)
M.No. 505600

Place : New Delhi
Date : 23 MAY 2016

For and on behalf of the Board of Directors


Mukesh Goyal
(Director)
DIN: 02499633


Manish Kumar
(Director)
DIN: 00117415